

Gardner's  
Environmental  
Products™



Create an  
Insect-Free  
Environment!

 **trapple**

## Natural Fruit Fly Control

Controls Flying Pests by  
Attracting Them Away from Fruit

The  
Simple, Easy  
Solution  
Detailed steps  
on back



Open & puncture  
container



Peel liner from card  
inside and insert



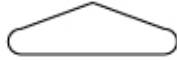
Place where you can  
protect your fruit!

✿ Albert's Apple ✿

Contents:  
Apple-shaped  
Fruit Fly Trap  
with fly  
attractant  
& adhesive  
card



**Gardner's**  
Environmental  
Products™



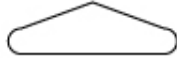
Contains **natural**  
food attractants

# trapple

## Natural Fruit Fly Control

Gardner's Environmental Products **trapple** Natural Fruit Fly Control is designed as an attractive, decorative method of keeping your fruit fresh by eliminating the annoyance of fruit flies. With **trapple**, only four quick, clean, easy steps are needed to capture and contain fruit flies in your home.

### Directions




Before assembling, clean or sanitize the area you want to control after removing decaying fruit.



Open with both hands by squeezing sides of fruit at top and bottom. Take out contents.



Do **NOT** remove foil seal from cup. **Puncture** seal on cup. Place cup upright inside the bottom.



Peel liner from adhesive trap. Place with adhesive side up on top of cup.



Replace top of fruit, lining up the catch on the top to the slot on the bottom. Snap together.

**Gardner's**  
Environmental Products™  
1201 W. Lake St.  
Horicon, WI 53032

EPA est. No. 057296-WI-001

UPC#  
761131138207

### Suggestions for Use

- Place trap into fruit bowl or close to where fruit flies are present.
- Enjoy quiet & clean control of fruit flies in your kitchen 24/7.
- Fruit flies will be trapped both on the adhesive trap card and inside the attractant cup.
- **Caution:** Do not consume fruit fly attractant.
- **It is a violation of Federal Law to use this product in a manner inconsistent with its labeling.**